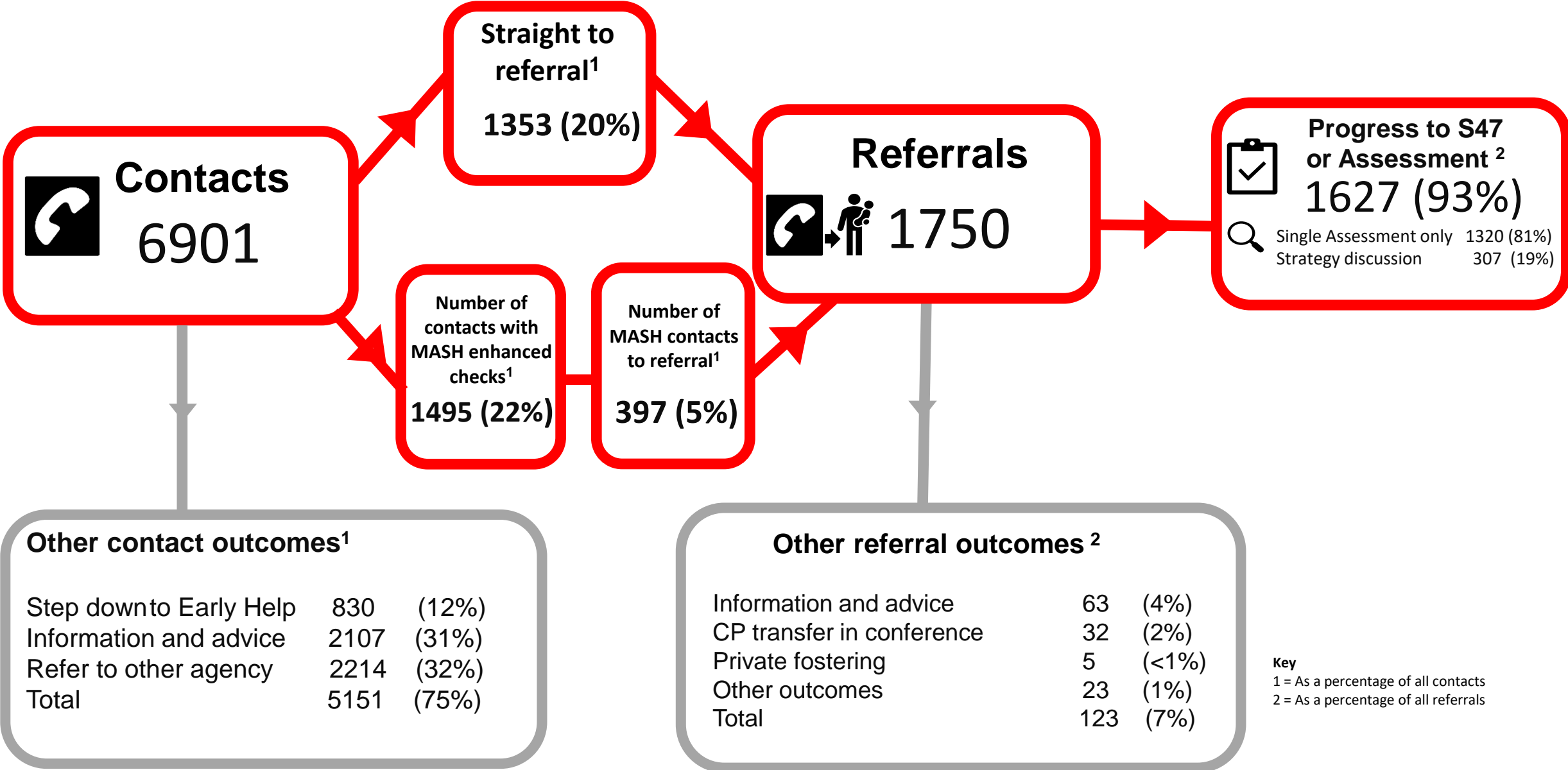


Children's Social care contact and referral flow chart - year to date as at end of October 2020/2021



Contacts
6901

Straight to referral¹
1353 (20%)

Number of contacts with MASH enhanced checks¹
1495 (22%)

Number of MASH contacts to referral¹
397 (5%)

Referrals
1750

Progress to S47 or Assessment²
1627 (93%)

- Single Assessment only 1320 (81%)
- Strategy discussion 307 (19%)

Other contact outcomes¹

Step down to Early Help	830	(12%)
Information and advice	2107	(31%)
Refer to other agency	2214	(32%)
Total	5151	(75%)

Other referral outcomes²

Information and advice	63	(4%)
CP transfer in conference	32	(2%)
Private fostering	5	(<1%)
Other outcomes	23	(1%)
Total	123	(7%)

Key
1 = As a percentage of all contacts
2 = As a percentage of all referrals

S47 and Assessment outcome chart - year to date as at end of October 2020/2021



Section 47 investigations
523

Assessments completed



2058

Further action required

Child Protection conference
222 (42%)
Continue with single assessment
only 226 (43%)

Total 448 (85%)

Closure/Other outcomes

No further action 35 (7%)
Other outcomes 40 (8%)

Total 75 (15%)

Further action required

CIN plan update 464 (23%)
Continuing work
(CP / CIN / CLA) 403 (20%)
Legal Action 8 (<1%)
Specialist assessment 7 (<1%)
Strategy discussion 64 (3%)
Total 946 (46%)

Closure/other outcomes

Information and Advice 88 (4%)
Referral to Early help 270 (13%)
Refer to other agency 97 (5%)
No further action 657 (32%)

Total 1112 (54%)

Initial Child Protection Conference (ICPC) and Child Protection chart - year to date as at end of October 2020/2021

Children subject to an ICPC



237

An additional 29 children were subject to a 'transfer in' conference

230 new CP plans

Child protection plans open as of October 2020



346

Further action required

Child protection plan	210 (89%)
Child in need (CIN) plan	21 (9%)
Total	231 (98%)

Closure/Other outcomes

No further action	6 (2%)
Total	6 (2%)

223 ceased CP plans

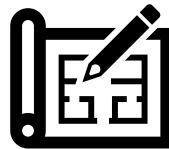
Children in Need chart - year to date as at end of October 2020/2021

Children In Need as of
October 2020



1255

347 new CIN
plans



Of which **677** are
on a Child in Need
plan

358 ceased CIN
plans of which
116 (32%) were
stepped down to
Early Help

Looked after Children flow chart - year to date as at end of October 2020/2021

95 children entering care

Looked after children as of October 2020



383

118 children left care

Adoption 6 (5%)

Special Guardianship Order (SGO) 17 (14%)

Remained with Foster carers (Staying put) 23 (19%)

Returned home 34 (29%)

Moved into Semi-independent Accommodation 28 (24%)


Other 12 (10%)



Of which 35 (9%) are Unaccompanied asylum seeking children (UASC)

Care Leaver flow chart - year to date as at end of October 2020/2021

62 new care leavers



Care Leavers (aged 18-25) as of October 2020

281

26 care leavers closed



Of which 96 (34%) are former Unaccompanied asylum seeking children (UASC)